

STEP BY STEP

Guide for ColorCote roofing and cladding for new builds

1

Neighbourhood

Look around the neighbourhood. Compare the different styles of roofing or cladding and visualise how they might look on the type of house you have in mind.



2

Design

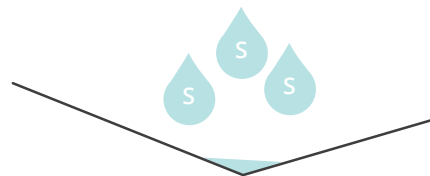
Does the design of the roofing or cladding enhance the overall design of the house?
Will the design be easy to build and maintain?
Ideally you want 'form and function'.



3

Problem areas

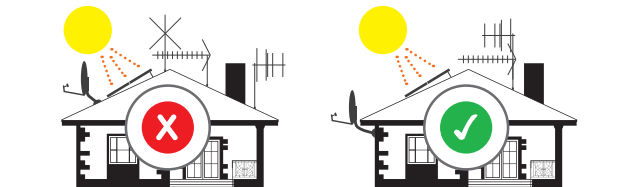
If it complements the design aesthetic, eliminate sheltered areas or features that allow the build-up of salts and other contaminants that could affect the long term performance.



4

Fixtures

Can you keep penetrations and aerials or fixtures to a minimum?



5

Colour

How does the roof colour work with the overall house colour scheme? Consider 'stamping your personality' vs re-sale. Will the colour scheme jar with the environment? Check for any local authority restrictions on colour use.



6

The right roof


Choose the right ColorCote pre-painted metal system to suit the environment. What are the climatic conditions? How far from the ocean or harbour? Prevailing winds? Harsh winters or summers? Any seismic or geothermal activity nearby? Industrial sites or airports? Visit colorcote.co.nz/warranty for our recommendation.



7

Which is North?

Which way is north? How much sun will the site get and which way should you orientate your living and outdoor activities? Do you need to consider the roof's aspect to avoid wind/weather issues?



8

Roof profiles

Are there any big spans, curves or bends? What roofing or cladding profile is suitable for this design? Do you need to check with your architect/designer or the roof manufacturer?



9

Talk

Talk to your architect or designer about your ideas or concerns before building commences. Ask any of the questions above or any others your research has raised.



10

LBP

Select a suitable builder and/or roofing and cladding fixer. We only recommend a Licenced Building Practitioner (LBP) – their rates are usually similar to tradespeople who don't afford you the assurance of a quality build protected by a labour warranty.

NB Read the latest Building Act – it shows you explicitly, up to the minute, what each contractor is responsible for and how the Act protects you: www.legislation.govt.nz/act/public/2004/0072/latest/DLM306036.html

11

Warranty

Check with your roof manufacturer or ColorCote that your project meets pre-approved ColorCote warranty conditions, or request your architect or designer to do so.

